

# Self-Propelled Telescopic Booms

## S<sup>®</sup>-80 XC™ & S<sup>®</sup>-85 XC™

### Specifications

Models	S-80 XC		S-85 XC	
Measurements	US	Metric	US	Metric
Working height maximum*	86 ft	26.27 m	91 ft	27.74 m
Platform height maximum	80 ft	24.38 m	85 ft	25.91 m
Horizontal reach maximum	68 ft 6 in	20.88 m	74 ft 6 in	22.71 m
Below ground reach	5 ft 6 in	1.68 m	8 ft 8 in	2.64 m
▲ Platform length - 8 ft model	3 ft	0.91 m	3 ft	0.91 m
▲ Platform length - 6 ft model	2 ft 6 in	0.76 m	2 ft 6 in	0.76 m
▲ Platform width - 8 ft model	8 ft	2.44 m	8 ft	2.44 m
▲ Platform width - 6 ft model	6 ft	1.83 m	6 ft	1.83 m
▲ Height - stowed	9 ft 2 in	2.80 m	9 ft 2 in	2.80 m
▲ Length - stowed	37 ft 7 in	11.23 m	40 ft 7 in	12.37 m
▲ Length - transport (jib tucked under)	—	—	33 ft 8 in	10.25 m
▲ Width	8 ft 2 in	2.49 m	8 ft 2 in	2.49 m
▲ Wheelbase	9 ft 4 in	2.85 m	9 ft 4 in	2.85 m
▲ Ground clearance - center	15.8 in	40 cm	15.8 in	40 cm

### Productivity

Maximum lift capacity - unrestricted	660 lb	300 kg	660 lb	300 kg
- restricted	1,000 lb	454 kg	1,000 lb	454 kg
Platform rotation	160°		160°	
Vertical jib rotation	—		133°	
Turntable rotation	360° continuous		360° continuous	
Turntable tailswing	5 ft 3 in	1.6 m	5 ft 3 in	1.6 m
Drive speed - stowed	3.0 mph	4.8 km/h	3.0 mph	4.8 km/h
- raised/extended	0.5 mph	0.2 m/s	0.5 mph	0.2 m/s
Gradeability - stowed**	45%		45%	
Turning radius: inside	12 ft	3.66 m	12 ft	3.66 m
outside	21 ft 6 in	6.55 m	21 ft 6 in	6.55 m
Controls	12V DC proportional		12V DC proportional	
Tires - RT lug	Foam filled 18-625, 16 ply		Foam filled 18-625, 16 ply	

### Power

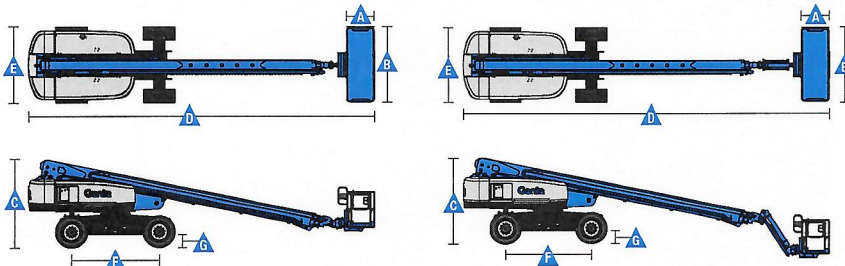
Power source	74 hp (55 kW) Deutz turbo diesel, Tier 4f, 2.9 L 58 hp (43.25 kW) Perkins turbo diesel, Tier 4, 404D-22T 70 hp (52.2 kW) GM gas/LPG 3.0L			
Auxiliary power unit	12V DC		12V DC	
Hydraulic tank capacity	40 gal	150 L	40 gal	150 L
Fuel tank capacity - diesel	35 gal	132 L	35 gal	132 L
- gas/LPG	30 gal	114 L	30 gal	114 L

### Weight\*\*\*

37,000 lbs	16,783 kg	39,500 lbs	17,917 kg
------------	-----------	------------	-----------

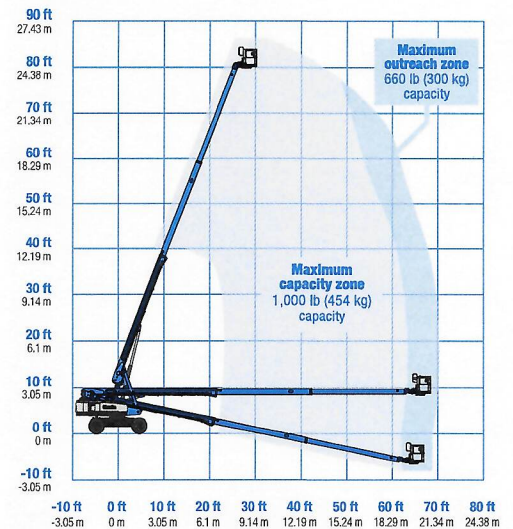
### Standards Compliance

ANSI A92.20, CSA B354.7, EN 280, AS 1418.10

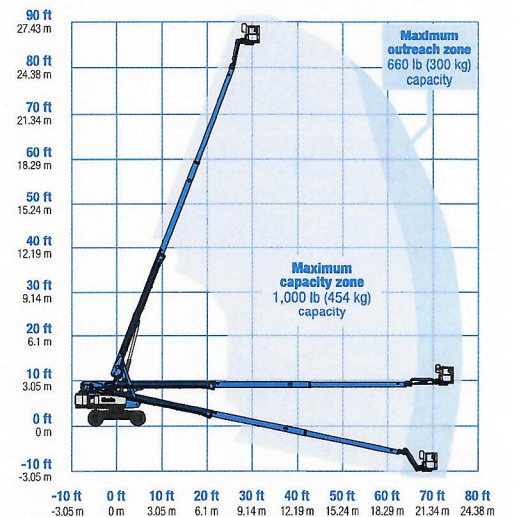


www.genielift.com

### Range Of Motion S-80 XC



### Range Of Motion S-85 XC



\* The metric equivalent of working height adds 2 m to platform height. U.S. adds 6 ft to platform height.

\*\* Gradeability applies to driving on slopes. See operator's manual for details regarding slope ratings.

\*\*\* Weight will vary depending on options and/or country standards.